

1422 Series Two Door Floormount Enclosures - NEMA 12

Continuous Hinge

Industrial Enclosures

Floormount Enclosures



With Feet



Without Feet



Application

- Designed to house electrical, electronic, hydraulic or pneumatic controls and instruments.
- Provides a degree of protection from falling dirt, dust, oil and water.

Standards

- UL 508 Type 12
- CSA Type 12
- Complies with
 - NEMA Type 12
 - IEC 60529, IP54

Construction

- Enclosures 54" high or less are formed 14 gauge steel.
- Enclosures 60" high are formed 12 gauge steel.
- Enclosures 72" high are formed 12 gauge steel with a 10 gauge steel back.
- Smooth, continuously welded seams without knockouts, cutouts or holes.
- Body stiffeners are provided in enclosures for extra rigidity.
- Heavy duty lifting eyebolts are provided with reinforced support angles.
- 12" floor stands are welded to the enclosure. (w/ feet Part No.)
- Welded brackets provide for enclosure mounting (w/o feet Part No.)

Construction...Cont'd

- Gasketed overlapping doors eliminate the need for a center post.
- Continuously hinged doors may be removed by pulling the hinge pin.
- Doors are secured with a three point latch and operated with a key locking automotive type handle.
- Latch rods are equipped with rollers for easier door closing.
- Oil resistant gaskets are permanently secured.
- A removable 10 gauge inner panel is included in enclosures 60" and larger. Smaller sizes include a 12 gauge inner panel.
- Panel supports are provided in enclosures 60" and larger for easy panel installation.
- Collar studs are provided for mounting inner panels.
- A grounding stud is provided in the enclosure for each door and a bonding stud is provided on the door.
- A literature pocket is provided for the inside of the door.

Finish

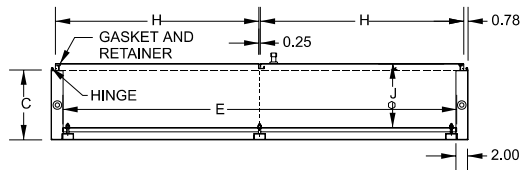
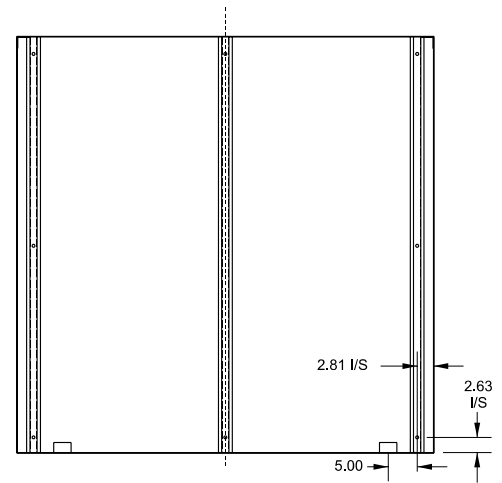
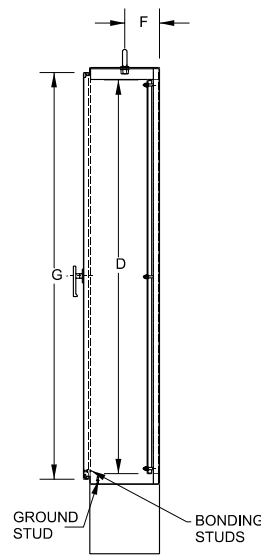
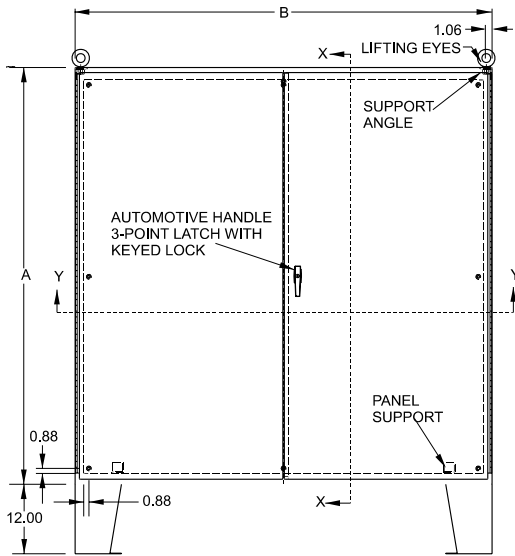
- Cover and enclosure are phosphatized and finished in recoatable smooth ANSI 61 gray powder coating on the outside, with white powder coating on the inside.
- Removable inner panel is finished in white powder coating.

Accessories

- Air conditioners...see page 387-405
- Blowers...see page 406
- Breather kits...see page 423
- Door stop kits...see page 447
- Drip shield kits...see page 447
- Enclosure stabilizers...see page 451
- Filter fans...see page 408-413
- Floor stand kits...see page 448
- Gland plates...see page 441
- Heaters...see page 418-420
- Inner Panels...see page 434
- Light kit...see page 447
- Louvered ventilating plates...see page 450
- Thermostats...see page 421
- Window kits...see page 444

1422 Series Two Door Floormount Enclosures - NEMA 12

Continuous Hinge



With Feet Part No.	Without Feet Part No.	A	B	C	Body Gauge	Panel Gauge	Panel Size		F	G	H	J	Ship Wt. lbs.
1422A8F	1422A8	54.13	42.06	8.69	14	12	50	38	4.03	52.25	20.13	8.96	275
1422B8F	1422B8	60.13	48.06	8.69	12	10	56	44	4.03	58.25	23.13	7.96	450
1422B10F	1422B10	60.13	48.06	10.69	12	10	56	44	5.03	58.25	23.13	9.96	475
1422D10F	1422D10	60.13	60.06	10.69	12	10	56	56	5.03	58.25	29.13	9.96	550
1422E10F	1422E10	72.13	60.06	10.69	12	10	68	56	5.03	70.25	29.13	9.96	625
1422F10F	1422F10	72.13	72.06	10.69	12	10	68	68	5.03	70.25	35.13	9.96	740
1422B12F	1422B12	60.13	48.06	12.69	12	10	56	44	5.03	58.25	23.13	11.96	491
1422D12F	1422D12	60.13	60.06	12.69	12	10	56	56	5.03	58.25	29.13	11.96	567
1422E12F	1422E12	72.13	60.06	12.69	12	10	68	56	5.03	70.25	29.13	11.96	645
1422F12F	1422F12	72.13	72.06	12.69	12	10	68	68	5.03	70.25	35.13	11.96	750
1422B16F	1422B16	60.13	48.06	16.69	12	10	56	44	8.03	58.25	23.13	15.96	520
1422D16F	1422D16	60.13	60.06	16.69	12	10	56	56	8.03	58.25	29.13	15.96	540
1422E16F	1422E16	72.13	60.06	16.69	12	10	68	56	8.03	70.25	29.13	15.96	740
1422F16F	1422F16	72.13	72.06	16.69	12	10	68	68	8.03	70.25	35.13	15.96	795
1422B20F	1422B20	60.13	48.06	20.69	12	10	56	44	10.03	58.25	23.13	19.96	506
1422E20F	1422E20	72.13	60.06	20.69	12	10	68	56	10.03	70.25	29.13	19.96	750
1422F20F	1422F20	72.13	72.06	20.69	12	10	68	68	10.03	70.25	35.13	19.96	885
1422B24F	1422B24	60.13	48.06	24.69	12	10	56	44	12.03	58.25	23.13	23.96	550
1422D24F	1422D24	60.13	60.06	24.69	12	10	56	56	12.03	58.25	29.13	23.96	660
1422E24F	1422E24	72.13	60.06	24.69	12	10	68	56	12.03	70.25	29.13	23.96	810
1422F24F	1422F24	72.13	72.06	24.69	12	10	68	68	12.03	70.25	35.13	23.96	945

Industrial Enclosures Floormount Enclosures

1422 Series Two Door Floormount Enclosures - NEMA 4

Continuous Hinge, Clamped Doors

Industrial Enclosures

Floormount Enclosures



Application

- Designed to house electrical, electronic, hydraulic or pneumatic controls and instruments.
- Provides protection where equipment may be hosed down or otherwise be very wet, or in outdoor applications for full weather protection.

Standards

- UL 508 Type 3R, 4 and 12
- CSA Type 3R, 4 and 12
- **Complies with**
 - NEMA Type 3R, 4 12 and 13
 - JIC EGP-1-1967
 - IEC 60529, IP66

Construction

- Formed 12 gauge steel.
- Smooth, continuously welded seams without knockouts, cutouts or holes.
- Body stiffeners are provided in the larger enclosures for extra rigidity.
- Heavy duty lifting eyebolts are provided with reinforcing support angles.
- Center post is removable for easy installation of the inner panel.
- Formed lip on door and top of enclosure opening exclude flowing liquids and contaminants.
- Continuously hinged doors may be removed by pulling the stainless steel hinge pin.
- Doors are secured with heavy duty stainless steel clamps.
- Provision for padlocking.
- 12" floor stands are welded to the enclosure.
- Oil resistant gaskets are permanently secured.
- A removable 10 gauge inner panel is included.
- Panel supports are provided for easy panel installation.
- Collar studs are provided for mounting inner panels.
- A bonding stud is provided on the door and a grounding stud is provided in the enclosure for each door.
- A literature pocket is provided for the inside of the door.

Finish

- Cover and enclosure are finished in recoatable smooth ANSI 61 gray powder coating.
- Removable white inner panel is finished in white powder coating.

Accessories

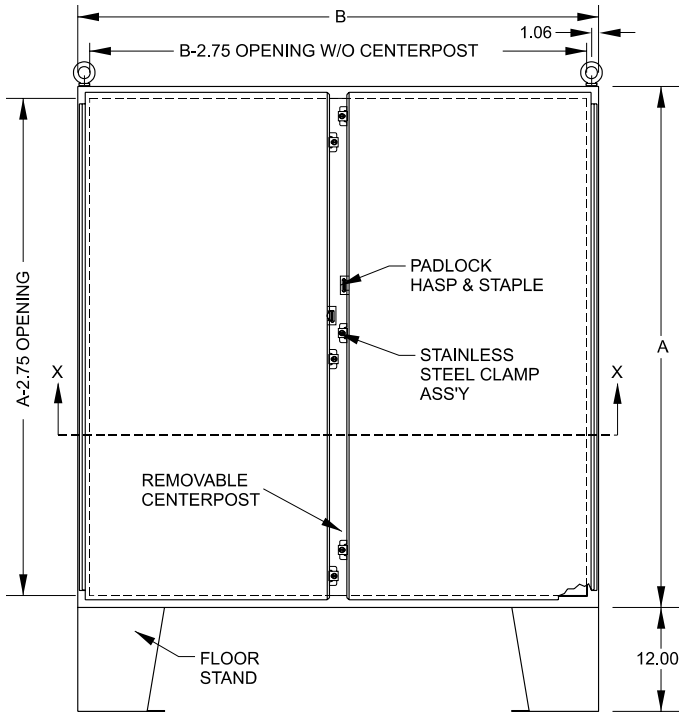
- Air conditioners...see page **387-405**
- Blowers...see page **406**
- Breather kits...see page **423**
- Door stop kits...see page **447**
- Drip shield kits...see page **447**
- Enclosure stabilizers...see page **451**
- Filter fans...see page **408-413**
- Floor stand kits...see page **448**
- Gland plates...see page **441**
- Heaters...see page **418-420**
- Inner Panels...see page **434**
- Light kit...see page **447**
- Louvered ventilating plates
...see page **450**
- Thermostats...see page **421**
- Window kits...see page **444**

1422 Series Two Door Floormount Enclosures - NEMA 4

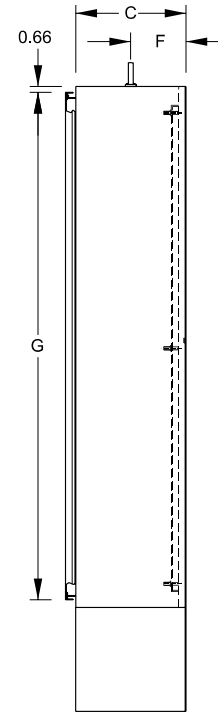
Continuous Hinge, Clamped Doors

Industrial Enclosures

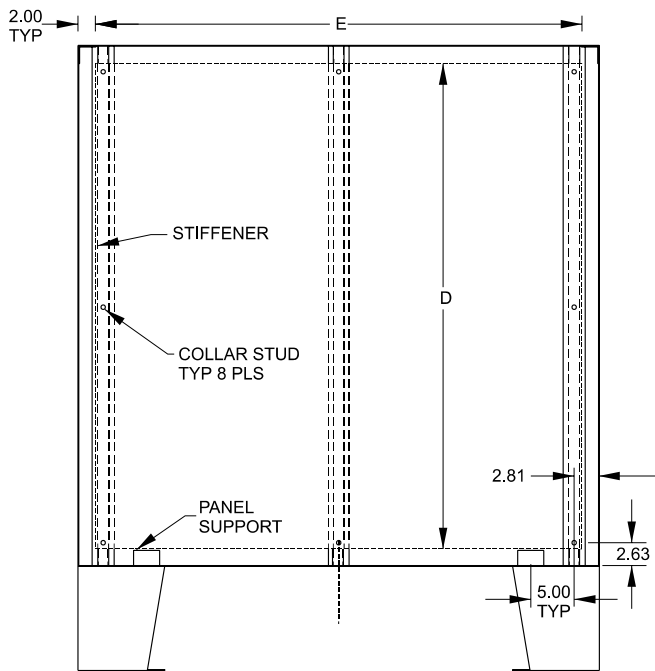
Floormount Enclosures



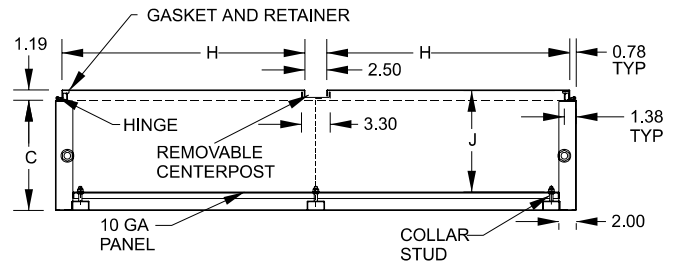
Front View



Side View



View with Doors Open



Section X-X

Part No.	A	B	C	Body Gauge	Panel Gauge	Panel Size		F	G	H	J	Ship Wt. lbs.
1422N4B10F	60.13	48.06	10.69	12	10	56	44	5.3	58.59	22	9.87	475
1422N4D12F	60.13	60.06	12.69	12	10	56	56	6.3	58.59	28	11.87	567
1422N4E12F	72.13	60.06	12.69	12	10	68	56	6.3	70.59	28	11.87	645
1422N4F12F	72.13	72.06	12.69	12	10	68	68	6.3	70.59	34	11.87	750
1422N4F24F	72.13	72.06	24.69	12	10	68	68	12.3	70.59	34	23.87	945

Technical references and DXF downloads available at www.hamfmfg.com

All dimensions in inches unless specified otherwise

Quality Enclosures. Service Excellence.